

PRODUCT INFORMATION PACKET

Model No: 056C17G5327

Catalog No: G876

1 HP Explosion Proof Motor, 1 phase, 1800 RPM, 115/208-230 V, 56C Frame, EPFC
Explosion Proof NEMA Motors

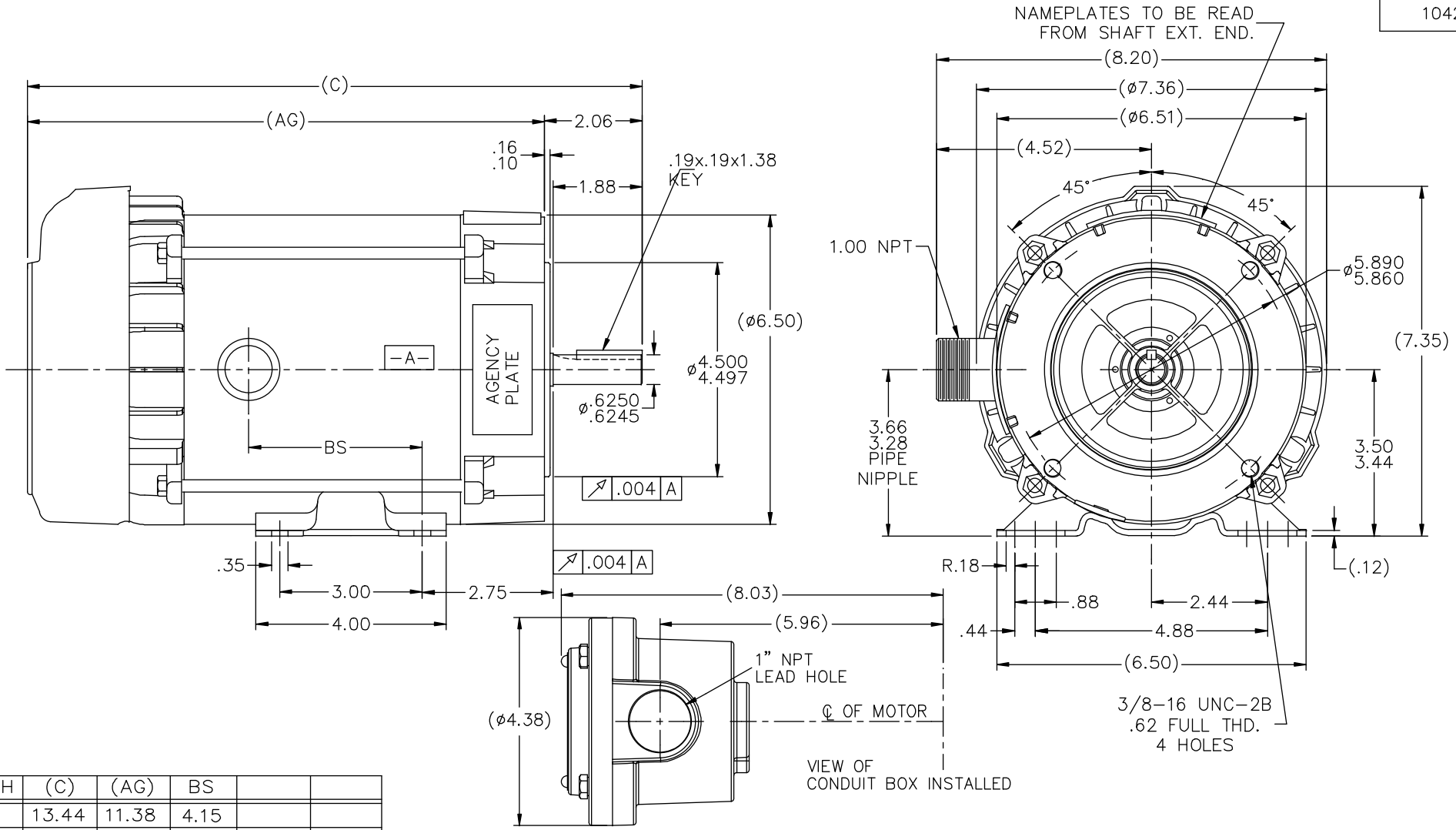


Nameplate Specifications

Output HP	1 Hp	Output KW	0.75 kW
Frequency	60 Hz	Voltage	115/208-230 V
Current	13.4/6.8-6.7 A	Speed	1725 rpm
Service Factor	1	Phase	1
Efficiency	72 %	Power Factor	69.5
Duty	Continuous	Insulation Class	B
Design Code	N	KVA Code	J
Frame	56C	Enclosure	Explosion Proof Fan cooled
Thermal Protection	Automatic	Ambient Temperature	40 °C
Drive End Bearing Size	6203	Opp Drive End Bearing Size	6203
UL	UL Listed And CSA Certified	CSA	Y
CE	N	IP Code	54
Hazardous Location	EXP PROOF CL I GR C&D CL II GR F&G T3B		

Technical Specifications

Electrical Type	Capacitor Start Induction Run	Starting Method	Across The Line
Poles	4	Rotation	Selective Counterclockwise
Resistance Main	0 Ohms	Mounting	Rigid base
Motor Orientation	Horizontal	Drive End Bearing	Ball
Opp Drive End Bearing	Ball	Frame Material	Rolled Steel
Shaft Type	NEMA 56	Overall Length	14.44 in
Frame Length	7.31 in	Shaft Diameter	0.625 in
Shaft Extension	2.06 in	Assembly/Box Mounting	F1 ONLY
Connection Drawing	102005-84	Outline Drawing	B-104201-731

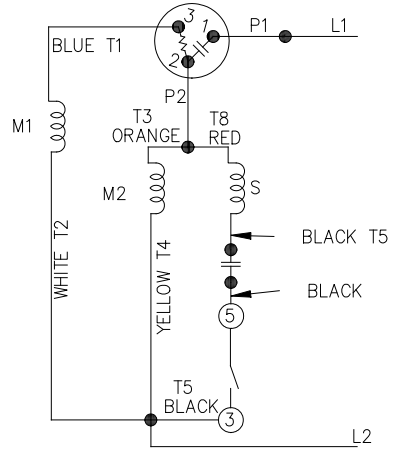


DASH	(C)	(AG)	BS
631	13.44	11.38	4.15
681	13.94	11.88	4.65
731	14.44	12.38	5.15
781	14.94	12.88	5.65
831	15.44	13.38	6.15
881	15.94	13.88	6.65
931	16.44	14.38	7.15
981	16.94	14.88	7.65

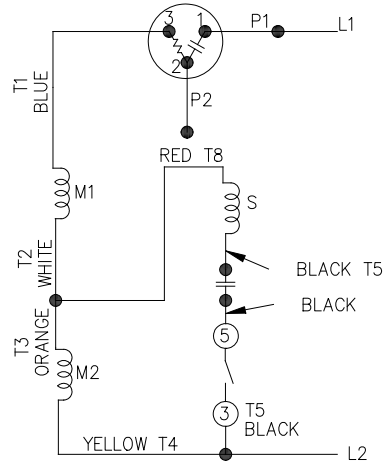
NO.	REVISION	BY & DATE	CHK	ANG	TOLERANCES UNLESS SPECIFIED	MARATHON ELECTRIC	DRAWN MH 12-05-1996
6	COND. BOX INSTALLED VIEW UPDATED PER ECR-0044571	UD 10/15/13	ST			TITLE OUTLINE - 'C' FACE 56 FR. - EXP. PR. MAT'L. FINISH	DRAWN MH 12-05-1996
5	REVISED C'BOX PER CN30784A	JJB 02/23/2007	ML	DEC.	INCHES		CHK ML 12-06-1996
4	REV. D.E. BKT. DIM. TOL. FOR 4.499 DIM. CN46141	RWR 07-13-2005	ML	.X	±.1		APPD GK 12-06-1996
3	REDRAWN IN AUTOCAD	TAT 06-28-2004	ML	.XX	±.03		SCALE 1=2
2	ADDED CONDUIT BOX VIEW MU35604	HLB 02-26-2001	ML	.XXX	±.005		REF
1	NEW DRAWING CN 23099	MH 12-06-1996	ML	.XXXX	±.0005		FMF
THIS DRAWING IN DESIGN AND DETAIL IS OUR PROPERTY AND MUST NOT BE USED EXCEPT IN CONNECTION WITH OUR WORK ALL RIGHTS OF DESIGN AND INVENTION ARE RESERVED THIS IS AN ELECTRONICALLY GENERATED DOCUMENT - DO NOT SCALE THIS PRINT						CAD FILE 104201 RFP DIST WP	SIZE B DRAWING NO. 104201 PAGE 1 OF 1 REV. 6

102005-84

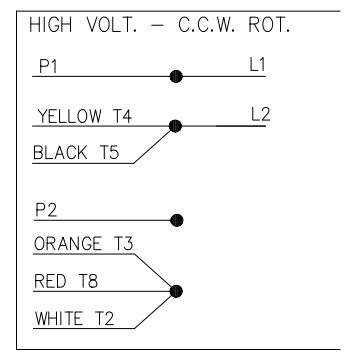
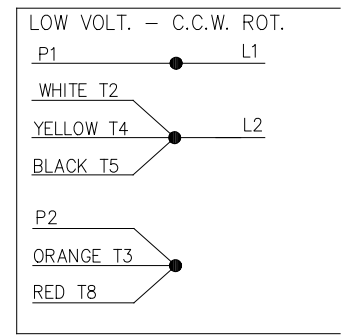
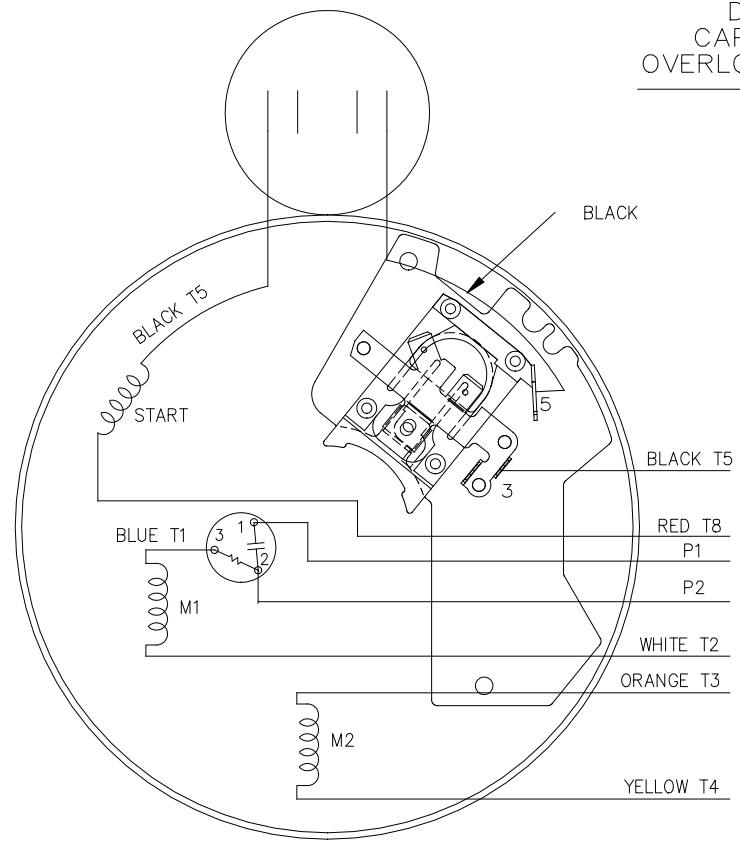
LOW VOLTAGE - C.C.W.



HIGH VOLTAGE - C.C.W.




DUAL VOLTAGE
CAPACITOR START
OVERLOAD SELECT ROT.



FOR C.W. ROTATION
EITHER VOLTAGE
INTERCHANGE RED(T8)
WITH BLACK(T5) LEAD

NO.	REVISION	BY & DATE	CHK	ANG	TOLERANCES UNLESS SPECIFIED		FINISH	DRAWN PGK 07-16-1996				
					DEC.	INCHES						
5	UPDATED TEMPLETE	MVG 12/11/2017	PVR	.X	±.1			CHK MRB 07-18-1996				
4	REV'D CONNECTION TO MATCH ROTATION ISAAC 07-2021	JJB 09/05/2007	ML	.XX	±.02		TITLE CONNECTION DIAGRAM	APPD GK 07-18-1996				
3	ADDED T NO.'S MU16064	MH 08-09-1997		.XXX	±.005			SCALE 5=8				
2	REDRAWN ON CADD, NO CHANGES	PGK 07-18-1996		.XXXX	±.0005		MAT'L.	REF				
				ANG	±7'30"			FMF				
								PREV				
THIS DRAWING IN DESIGN AND DETAIL IS OUR PROPERTY AND MUST NOT BE USED EXCEPT IN CONNECTION WITH OUR WORK ALL RIGHTS OF DESIGN AND INVENTION ARE RESERVED THIS IS AN ELECTRONICALLY GENERATED DOCUMENT - DO NOT SCALE THIS PRINT							RFP	CAD FILE 102005_84	SIZE A	DRAWING NO. 102005-84	PAGE OF 5	REV. 5
							DIST WP					



CERTIFICATION DATA SHEET

Model#: 56C17G5327 G WINDING#: ZC407 R1 3
 CONN. DIAGRAM: 102005-84 ASSEMBLY: F1 ONLY
 OUTLINE: B-104201-731

TYPICAL MOTOR PERFORMANCE DATA

HP	KW	SYNC. RPM	F.L. RPM	FRAME	ENCLOSURE	KVA CODE	DESIGN	
1	.75	1800	1725	56C	EPFC	J	N	

PH	Hz	VOLTS	FL AMPS	START TYPE	DUTY	INSL	S.F	AMB°C	ELEVATION
1	60	115/208-230	13.4/6.8-6.7	ACROSS THE LINE	CONTINUOUS	B3	1.0	40	3300

FULL LOAD EFF: 72	3/4 LOAD EFF: 70	1/2 LOAD EFF: 64.3	GTD. EFF	ELEC. TYPE	NO LOAD AMPS
FULL LOAD PF: 69.5	3/4 LOAD PF: 60.5	1/2 LOAD PF: 49	0	CAP START IND RUN	8.8 / 4.4

F.L. TORQUE	LOCKED ROTOR AMPS	L.R. TORQUE	B.D. TORQUE	F.L. RISE°C
48.2 LB-FT	69.4 / 34.7	145 LB-FT 0	122 LB-FT -	70

SOUND PRESSURE @ 3 FT.	SOUND POWER	ROTOR WK^2	MAX. WK^2	SAFE STALL TIME	STARTS /HOUR	APPROX. MOTOR WGT
- dBA	- dBA	0 LB-FT^2	- LB-FT^2	- SEC.	-	0 LBS.

*** SUPPLEMENTAL INFORMATION ***

DE BRACKET TYPE	ODE BRACKET TYPE	MOUNT TYPE	ORIENTATION	SEVERE DUTY	HAZARDOUS LOCATION	DRIP COVER	SCREENS	PAINT
C-FACE	STANDARD	RIGID	HORIZONTAL	FALSE	EXP PROOF CL I GR C&D CL II GR F&G T3B	FALSE	NONE	GRAY (POWDER)

BEARINGS		GREASE	SHAFT TYPE	SPECIAL DE	SPECIAL ODE	SHAFT MATERIAL	FRAME MATERIAL
DE	OPE	POLYREX EM	T	NONE	NONE	1144 STRESSPROOF (C-223)	ROLLED STEEL
BALL	BALL						
6203	6203						

THERMO-PROTECTORS				THERMISTORS	CONTROL	SPACE /n HEATERS
THERMOSTATS	PROTECTORS	WDG RTDs	BRG RTDs	NONE	FALSE	NONE VOLTS
NONE	AUTOMATIC	NONE	NONE			

If Inverter equals NONE, contact factory for further information

INVERTER TORQUE: NONE
INV. HP SPEED RANGE: NONE
ENCODER: NONE
NONE NONE
NONE NONE PPR
BRAKE: NONE NONE
NONE P/N NONE
NONE NONE
NONE FT-LB NONE V NONE Hz

N
O
T
E
S

DATE: 06/27/2017 07:22:42 AM
 FORM 3531 REV.3 02/07/99
 ** Subject to change without notice.



MARATHON ELECTRIC CORPORATION
TYPICAL PERFORMANCE CURVE for AC MOTOR

Customer

Curve at

230 Volts
60 HZ
1 HP

HP 1.00

PHASE 1

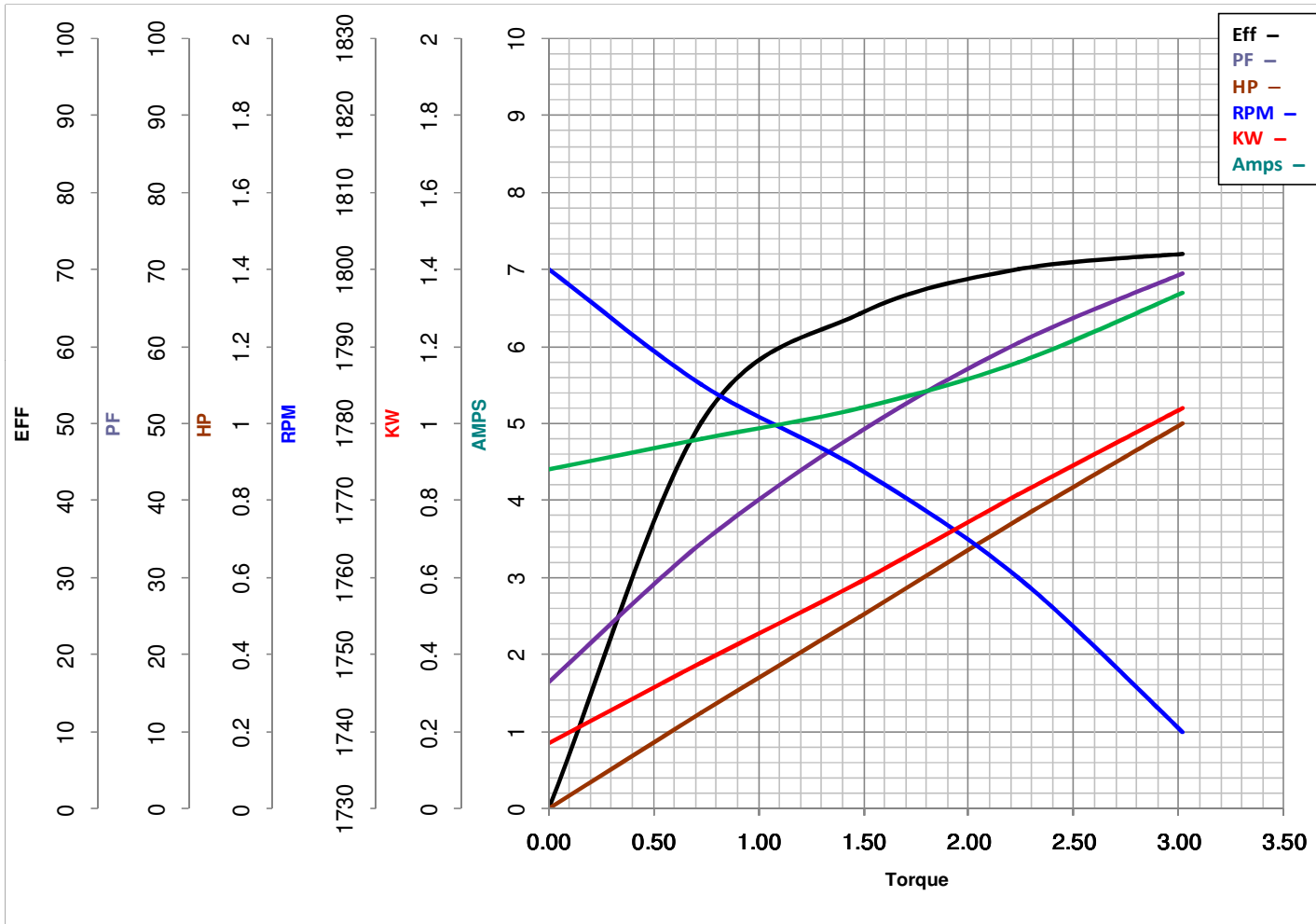
Model No 56C17G5327

VOLTS 115/208-230

Catalog No G876

HZ 60

RPM 1725



Torque in Lb.Ft

FL TORQUE 3.019 Lb.Ft
BD TORQUE 7.6 Lb.Ft
LR TORQUE 8.906 Lb.Ft

FL AMPS 13.4/6.8-6.7
PU TORQUE 6.3 Lb.Ft
LR AMPS 34.7

WINDING ZC407-3

Date 1/10/2019